



Calgary Municipal Polling

August 2025

Date: 29 / August / 2025

Content

Methodology	3
Key Highlights	5
Detailed Results	6
Sample Profile	15

Methodology



Methodology

Online survey among Calgary Proper residents 18 years of age or older: n= 471.

Respondents were randomly recruited using LEO's online panel.



When

Data collection from August 22-25, 2025.



Margin of Error

Since data collection was conducted with non-probability sampling, a margin of error cannot technically be reported. For comparison purposes, a probability sample of n=471 yields a margin of error no greater than $\pm 4.5\%$ (19 times out of 20) for the total Calgary Proper sample.



Weighting

Results were weighted according to **age, gender, and education** to ensure a representative sample of the population of Calgary.

Methodology



Significant Differences

Data in green / red indicates a significantly higher / lower proportion than the total excluding the subgroup in question.



Rounded Data

The numbers presented have been rounded up. However, the numbers before rounding were used to calculate the sums presented and might therefore not correspond to the manual addition of these numbers.



Questions

Have questions about the data presented in this report? Please contact Allison Watson, Vice-President, Western Canada Public Affairs and Communications at the following e-mail address: awatson@leger360.com

Key Highlights

Some **key highlights** from the omnibus include...

Perceived Direction of Calgary

- Nearly six-in-ten (57%) believe Calgary is on the wrong track, while one-third (33%) believe it is headed in the right direction.
- Those aged 55+ are more likely to believe Calgary is on the wrong track (68%)

Mayoral Election Voting Likelihood:

- 56% report they will 'definitely' vote, while a further 19% are 'very likely' to vote, for a total of 75% likely voters.
- Men (81%) and those aged 55+ (87%) are more likely to report they are likely to vote in the upcoming election.
- Those aged 55+ (73%) and those with incomes of \$100k+ (70%) are more likely to report they will 'definitely' vote.

Mayoral Voting Intention:

- Voting intention among Calgary residents is divided: Gondek leads with 15% and is closely followed by Farkas with 14%. Sharp (8%), Davison (6%), and Thiessen (3%) round out the top 5 candidates.
- 45% of residents report that they are unsure or undecided regarding their voting intentions, including 41% of likely voters.

Awareness of Mayoral Candidates:

- Gondek leads in awareness with 74% and is followed by Farkas with 60%. Sharp (43%), Davison (41%), and Thiessen (22%) round out the top 5 candidates.

Mayoral Candidate Approval

- Among residents aware of each candidate; Farkas leads in approval with 49% and is closely followed by Sharp (48%) and Davison (47%). Residents are less positive regarding Gondek (37%) and Thiessen (27%).

Top Voting Issues

- Lowering taxes (43%), reducing spending and fiscal restraint (25%), and reducing poverty (23%) are the top issues cited by Calgary residents as important heading into the upcoming mayoral election.

Perceptions of Increased Density and Downtown Revitalization

- Just over half of residents (53%) support requiring more infill and redevelopment to help manage housing demand and growth, and a similar proportion (53%) support limiting property tax increases by reducing or limiting City services. Nearly two-thirds (63%) support increased investment by The City in downtown revitalization projects such as residential conversions.

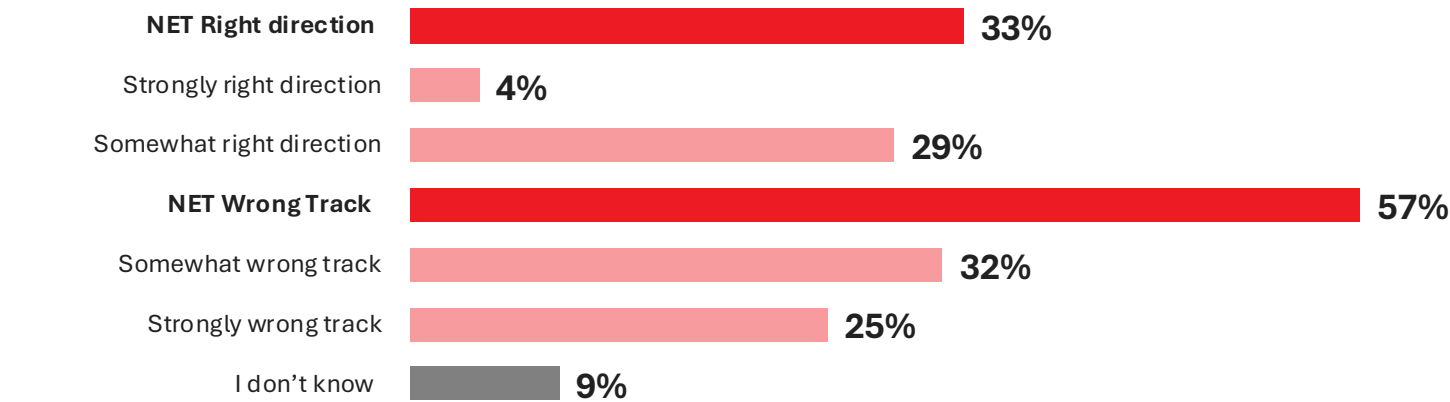
1.1

Detailed Results

Perceived Direction of Calgary

Q. Taking everything into account, how do you feel things are going these days in Calgary? Are things going in the right direction or are they off on the wrong track?

Base: Calgary Proper Residents (n=471)



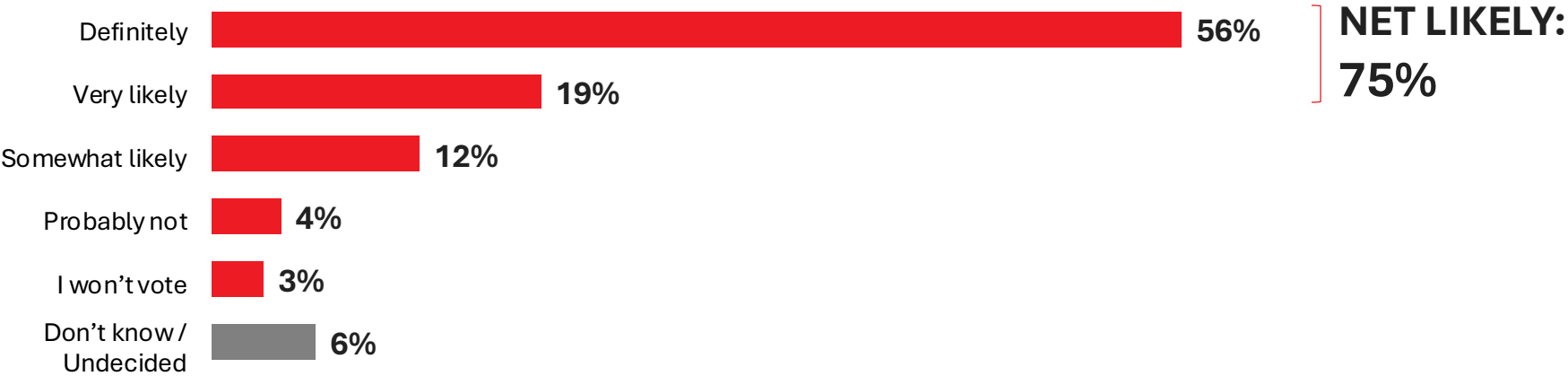
	GENDER			AGE			INCOME			
	Total (n=471)	Men (n=205)	Women (n=266)	18-34 (n=95)	35-54 (n=151)	55+ (n=225)	<\$60k (n=128)	\$60K- <\$100K (n=128)	\$100K+ (n=172)	Likely to Vote (n=374)
NET Right direction	33%	38%	29%	38%	35%	27%	33%	33%	32%	36%
Strongly right direction	4%	5%	3%	9%	3%	1%	8%	3%	3%	5%
Somewhat right direction	29%	32%	26%	30%	32%	26%	25%	31%	30%	31%
NET Wrong Track	57%	57%	57%	47%	56%	68%	52%	61%	61%	60%
Somewhat wrong track	32%	33%	31%	29%	31%	36%	28%	29%	38%	33%
Strongly wrong track	25%	24%	26%	18%	25%	32%	24%	31%	23%	27%
I don't know	9%	5%	13%	15%	9%	4%	15%	6%	7%	4%

% / % figure is significantly higher / lower than the total.

Mayoral Election Voting Likelihood

Q. As you may know, the next Municipal Elections will be held in Calgary on October 20th, 2025 (with advance voting from October 6th-11th, 2025). How likely do you think it is that you will vote in this municipal election?

Base: Calgary Proper Residents (n=471)



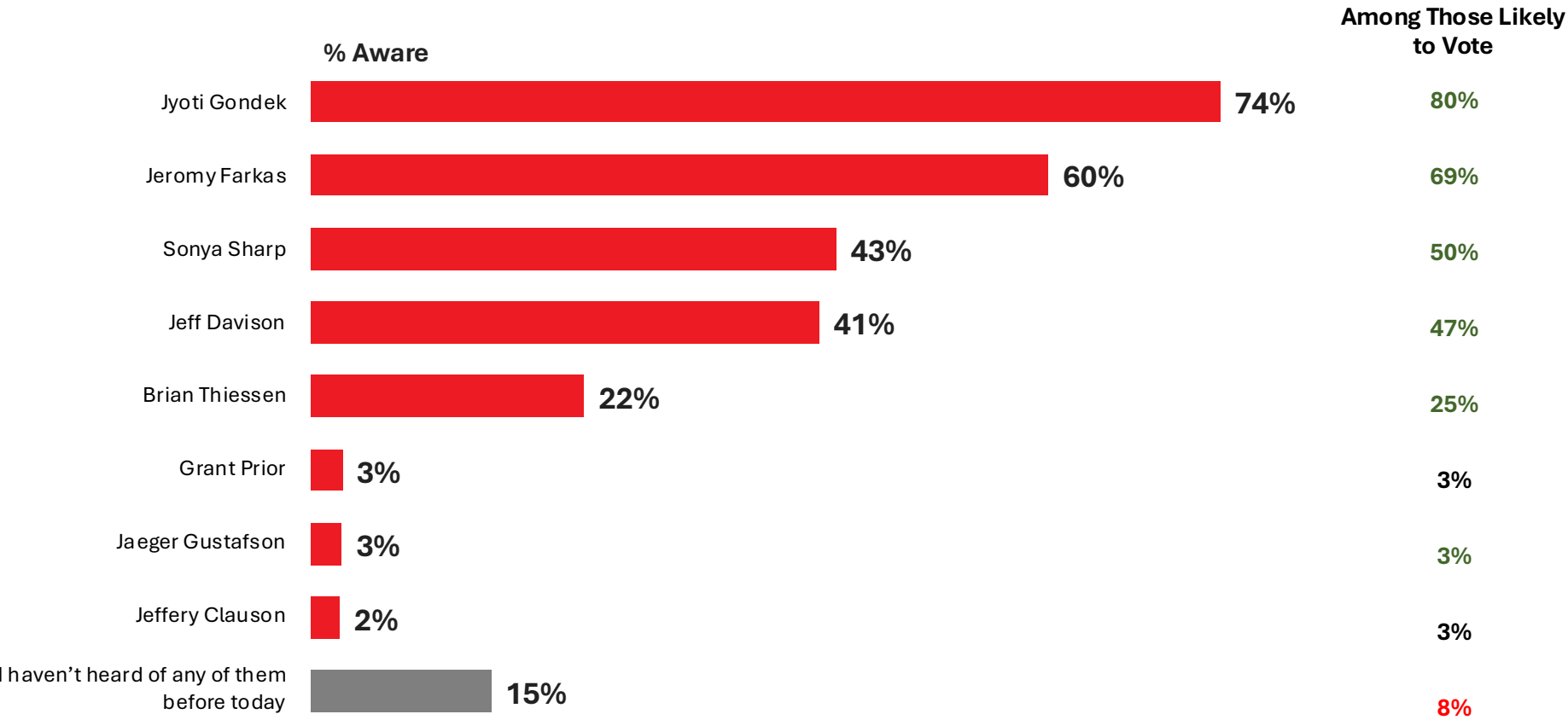
	GENDER			AGE			INCOME		
	Total (n=471)	Men (n=205)	Women (n=266)	18-34 (n=95)	35-54 (n=151)	55+ (n=225)	<\$60k (n=128)	\$60K-<\$100K (n=128)	\$100K+ (n=172)
NET Likely (definitely/very)	75%	81%	69%	62%	75%	87%	69%	73%	81%
Definitely	56%	59%	53%	37%	56%	73%	44%	51%	70%
Very likely	19%	22%	16%	25%	19%	14%	25%	22%	11%
Somewhat likely	12%	12%	11%	18%	14%	4%	13%	15%	10%
Probably not	4%	3%	6%	5%	6%	2%	5%	3%	3%
I won't vote	3%	3%	3%	7%	1%	2%	7%	3%	1%
Don't know / Undecided	6%	2%	10%	9%	4%	5%	7%	6%	5%

% / % figure is significantly higher / lower than the total.

Awareness of Mayoral Candidates

Q. The following is a list of individuals who have declared their intention to run for Mayor of Calgary. Please indicate which ones, if any, you have heard of before today?

Base: Calgary Proper Residents (n=471)

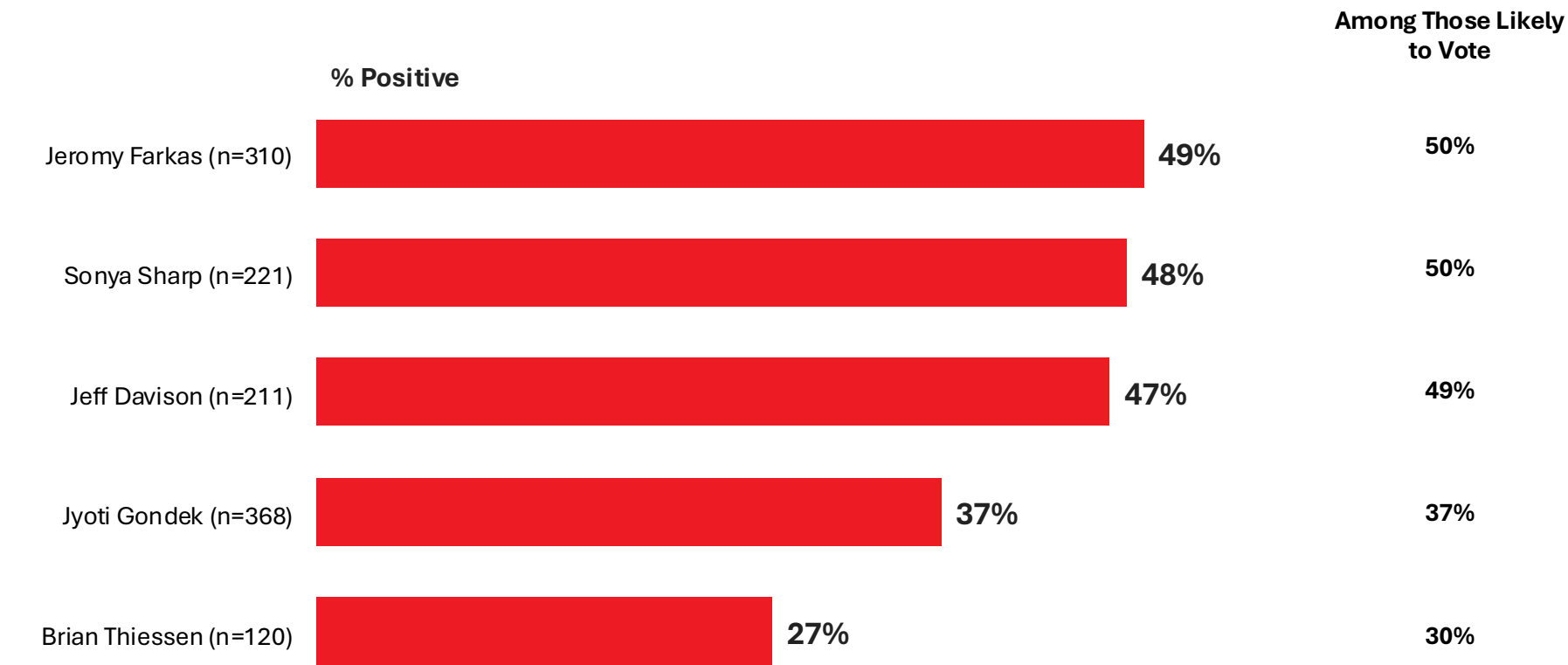


% / % figure is significantly higher / lower than the total.

Mayoral Candidate Approval

Q. Would you say that you generally have a positive or negative impression of each of these mayoral candidates?

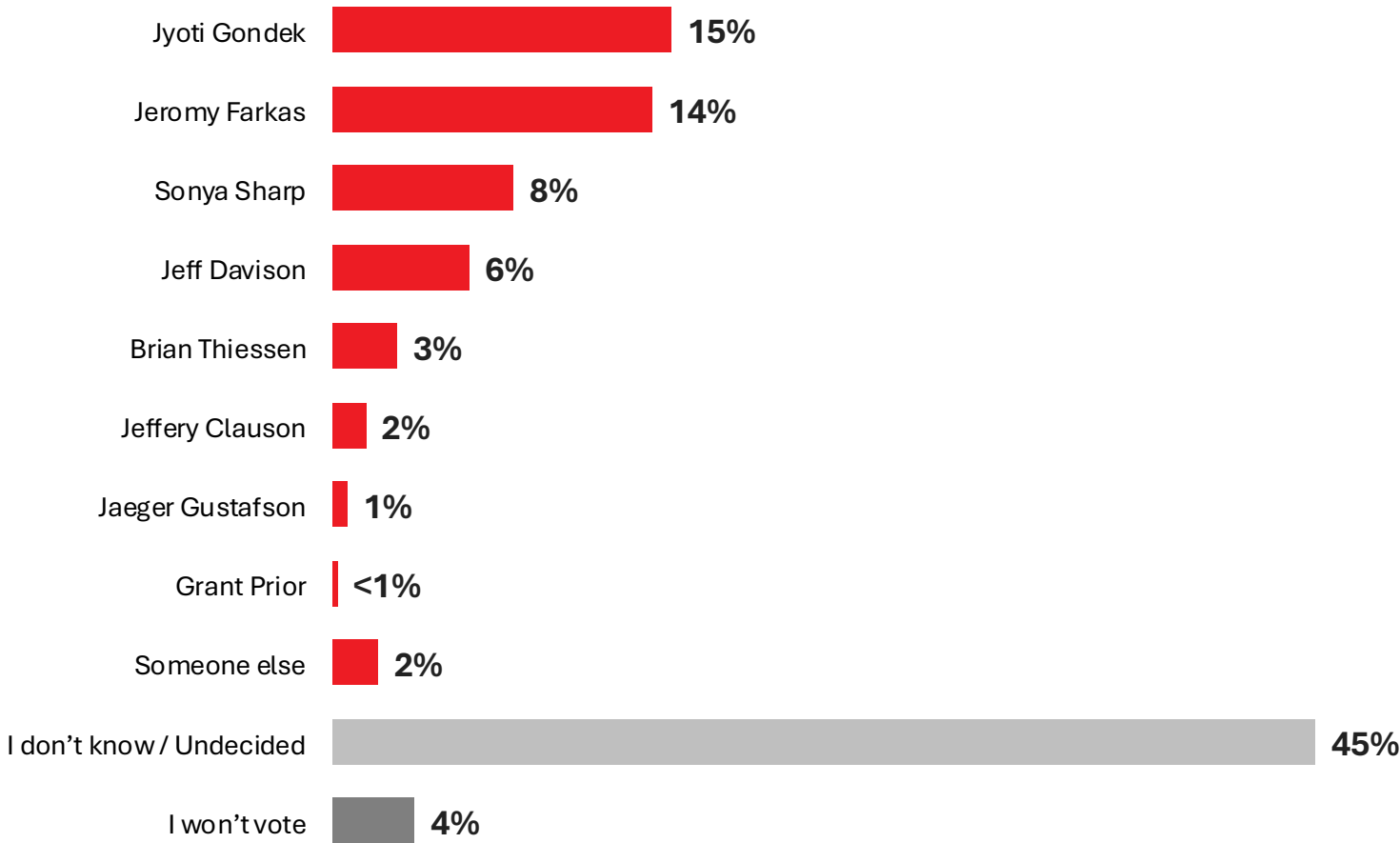
Base: Calgary Proper Residents who are aware of the candidate in question (n=varies)
Results shown only for candidates who received 10% or greater total awareness.



Mayoral Voting Intention

Q. If the Municipal election were held in Calgary tomorrow, for which candidate for Mayor are you most likely to vote?

Base: Calgary Proper Residents (n=471)



% / % figure is significantly higher / lower than the total.

Mayoral Voting Intention (Breakdown)

Q. If the Municipal election were held in Calgary tomorrow, for which candidate for Mayor are you most likely to vote?

Responses receiving 3% or more total voting intention are shown.

Base: Calgary Proper Residents (n=471)

	GENDER			AGE			INCOME		
	Total (n=471)	Men (n=205)	Women (n=266)	18-34 (n=95)	35-54 (n=151)	55+ (n=225)	<\$60k (n=128)	\$60K-<\$100K (n=128)	\$100K+ (n=172)
Jyoti Gondek	15%	16%	15%	19%	15%	13%	13%	18%	14%
Jeromy Farkas	14%	19%	10%	14%	8%	22%	13%	15%	17%
Sonya Sharp	8%	8%	8%	7%	5%	13%	8%	8%	8%
Jeff Davison	6%	8%	4%	6%	6%	7%	9%	8%	4%
Brian Thiessen	3%	4%	2%	5%	2%	3%	3%	1%	5%
I don't know / Undecided	45%	38%	51%	34%	59%	38%	39%	45%	47%
I won't vote	4%	3%	4%	6%	2%	3%	8%	3%	1%

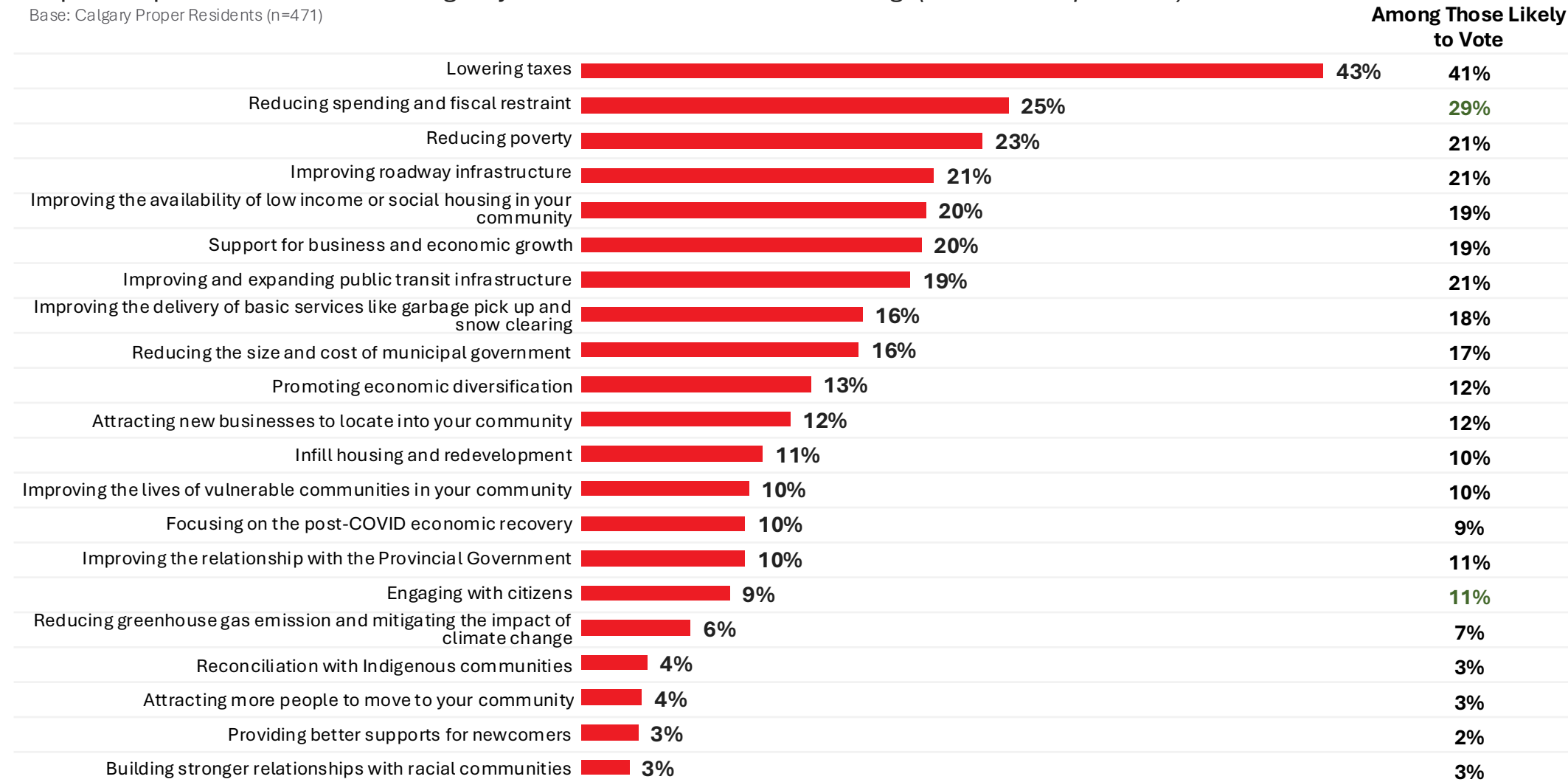
	Voting Likelihood		City Trajectory	
	Total (n=471)	Likely (n=374)	Right Direction (n=149)	Wrong Track (n=283)
Jyoti Gondek	15%	18%	34%	6%
Jeromy Farkas	14%	16%	8%	19%
Sonya Sharp	8%	11%	5%	11%
Jeff Davison	6%	7%	7%	7%
Brian Thiessen	3%	3%	4%	3%
I don't know / Undecided	45%	41%	32%	49%
I won't vote	4%	<1%	<1%	3%

% / % figure is significantly higher / lower than the total.

Top Voting Issues

Q. The next Mayor and council are going to be required to address a number of priority issues when they take over. Please choose the three most important priorities for the incoming Mayor and Council from the following. *(Select three priorities)*

Base: Calgary Proper Residents (n=471)



% / % figure is significantly higher / lower than the total.

Perceptions of Increased Density and Downtown Revitalization

Q. Do you support...

Base: Calgary Proper Residents (n=471)

The City investing more in downtown revitalization projects, such as office-to-residential conversions?

	GENDER			AGE			INCOME			
	Total (n=471)	Men (n=205)	Women (n=266)	18-34 (n=95)	35-54 (n=151)	55+ (n=225)	<\$60k (n=128)	\$60 K- <\$100K (n=128)	\$100K+ (n=172)	Likely to Vote (n=374)
Yes	63%	61%	65%	70%	61%	59%	64%	62%	63%	63%
No	24%	28%	19%	17%	23%	30%	22%	26%	24%	25%
I don't know	13%	10%	16%	13%	15%	12%	14%	12%	13%	13%

Limiting property tax increases by reducing or limiting certain City services?

	GENDER			AGE			INCOME			
	Total (n=471)	Men (n=205)	Women (n=266)	18-34 (n=95)	35-54 (n=151)	55+ (n=225)	<\$60k (n=128)	\$60 K- <\$100K (n=128)	\$100K+ (n=172)	Likely to Vote (n=374)
Yes	53%	54%	52%	48%	60%	50%	48%	58%	54%	53%
No	28%	29%	26%	26%	24%	33%	28%	24%	30%	29%
I don't know	19%	17%	22%	25%	17%	17%	24%	18%	15%	18%

Requiring more infill and redevelopment within existing neighborhoods to help manage housing demand and city growth?

	GENDER			AGE			INCOME			
	Total (n=471)	Men (n=205)	Women (n=266)	18-34 (n=95)	35-54 (n=151)	55+ (n=225)	<\$60k (n=128)	\$60 K- <\$100K (n=128)	\$100K+ (n=172)	Likely to Vote (n=374)
Yes	53%	56%	50%	62%	60%	37%	60%	50%	50%	52%
No	31%	33%	30%	20%	23%	50%	23%	34%	37%	36%
I don't know	16%	11%	21%	18%	17%	13%	17%	17%	14%	12%

% / % figure is significantly higher / lower than the total.

Sample Profile

Sample Profile

Calgary Proper Residents (Unweighted Base n=471; Weighted Base n=459)

Gender		
	Unweighted	Weighted
Men	205	230
Women	266	228

Income		
	Unweighted	Weighted
<\$60k	128	135
\$60k-<\$100k	128	115
\$100k+	172	171

Voting Likelihood		
	Unweighted	Weighted
NET Likely	374	344
Somewhat Likely	44	53
NET Unlikely	29	35

Age		
	Unweighted	Weighted
18-34	95	137
35-54	151	170
55+	225	152

Our services

Leger
Marketing research and polling

Customer Experience (CX)
Strategic and operational customer experience consulting services

Leger Analytics (LEA)
Data modelling and analysis

Leger Opinion (LEO)
Panel management

Leger Communities
Online community management

Leger Digital
Digital strategy and user experience

International Research
Worldwide Independent Network (WIN)

300
employees

185
consultants

8
offices

MONTREAL | QUEBEC |
TORONTO | WINNIPEG
EDMONTON | CALGARY |
VANCOUVER | NEW YORK



Data-driven intelligence for a changing world.

leger360.com